



Wyoming Veterinary Technician Association 2024 Annual Continuing Education Conference

Specialties: Equine, OA, Parasites, and Dentistry

Saturday, September 14 & Sunday, September 15, 2024

Saturday: 8:00am – 5:00pm; Sunday: 8:00am – 12:00pm

1.5 Days of CE * Up to 13 hours of Approved CE for VT's

Your Choice! Attend **in person** OR **virtually via ZOOM** from home

This is veterinary team CE:

All members of the veterinary team are welcome to attend!

Conference options:

ONSITE:

Ramkota Hotel

800 N. Poplar, Casper, WY 82601

307-266-6000

www.RamkotaCasper.com

CALL to reserve BEFORE August 14



Limited number of rooms reserved

Reserved Room Rate:

\$92.00/per person + taxes

Group Code:

WY Veterinary Technician Association

12 hours Approved CE approved

- Certified Veterinary Technicians (WyVTA) + 1 CE hr. Annual Mtg ****TBD RACE DVMs/VTS**
- Veterinarians (WBVM 12 CEUs **TBD**)

Registration Questions:

Tom Page

VicePres@wyvta.org or 307-262-3655

(Please leave a message, if you don't hear from me within 48 hours, please call me back!)

General Info: wyvta@wyvta.org

VIRTUAL (online):

Can't meet us in Casper?

Join the presenters LIVE during the sessions and participate in Real Time with onsite attendees via **ZOOM.us**. Ask questions 'Live' and obtain your conference CE credits.

The **ZOOM Meeting room link will be emailed Friday, September 13th** to all registered virtual attendees.

Virtual and Onsite registration fees are the same

Read duties in May/June Newsletter!

We NEED YOU!

2024 Board Nominations:

Contact Taeha Collins

President@wyvta.org

307-858-4023

We elect all positions annually!
Nominate yourself or another current member!

(Please leave a message. If you don't hear from me within 48 hours, please call me back!)

Additional REGISTRATION Forms may be downloaded on our website:

<https://www.wyvta.org/continuing-education.pml>

****Registration and payment must be submitted/postmarked by August 30, 2024:**

Registration includes: Lunch on Saturday, buffet style-meat and vegetarian selections, and snacks Saturday mid-morning and -afternoon, and Sunday mid-morning. *Virtual registration fees are the same as on site fees.*

1. **AVMA Accredited VT Program CURRENT Students: FREE. *MUST DOWNLOAD and COMPLETE registration form and (e)mailed with a valid school printout of your current schedule OR copy of your current paid tuition stub OR current copy of student ID to verify student status to VicePres@wyvta.org.**
*Copy must show school information, your full name, and current semester year/date such as spring, summer, or fall of 2024; **all will be accepted with your registration form mailed prior to August 30 or in-person registration onsite September 14.** Please use current mailing address for contact information and PERSONAL EMAIL.
2. **WyVTA and WyVMA Members: \$85 Saturday only; \$60 Sunday only; or \$135 Saturday & Sunday**
3. **Non-Members: \$110 Saturday only; \$75 Sunday only; or \$165 Saturday & Sunday**

Late Registration August 30th through September 14th: \$175 (regardless of membership)

To ensure we order enough food, please download the registration form from the website, legibly complete it, scan, and email it to Tom Page: VicePres@wyvta.org

LATE ENROLLEES ONLY: You may pay online or onsite at check in to the conference.

>>Please note food selection for onsite may be limited with late registration option.<<

CERTIFICATES: A completed and submitted CE Evaluation Survey is mandatory to receive a Certificate of Completion. **Must be turned in last day of attendance or no later than 9/18/24.**

Onsite Attendees: Complete your Conference Evaluation and turn it in to the conference registration desk to receive your CE Certificate **before you leave the conference; you will receive your Certificate at that time!**

Virtual Attendees: Within 24 hours of the conference closure you will be emailed an evaluation code to complete a survey of the conference and speakers. **Please complete it within 3 days.** Each registrant with a completed survey will receive his/her certificate via MAIL to the address we have on file for you within one week following the conference along with any additional documentation from the speakers received during the conference.

Thank you for attending!

***ZOOM LINK for Virtual attendees will be emailed by Friday, September 13th.** Please download the zoom.us app on the device you will use for the conference (desktop/laptop/tablet preferred). Ensure your Computer System is updated **AND** empty your **temporary files** (cache), so you are ready to join the meetings. Viewing and audio works best if **all** other applications are OFF (email/games/etc.) on your device. **Have a cell phone ready in case you need to call or text us for assistance.**

Please Thank Our SPONSORS!





FOR ANIMALS. FOR HEALTH. FOR YOU.







SCHEDULE:

Saturday, September 14, 2024

Time	Board or Speaker	Location: Lobby outside Theatre room
7:15a - 8:00a	Membership	Registration/Membership table: CHECK IN >>>>>& Find a seat in the Theater Room
8:00a - 8:10a	Tom Page, Vice President	Welcome & Overview:
8:10a – 9:50a	<p style="color: #0070C0;">Shana Filipek, CVT, VTS (EVN)</p> 	<p>Session: Equine Emergencies 1: Are You Ready? In this comprehensive lecture, delve into the world of equine emergencies, equipping yourself with the knowledge and skills necessary to prepare for critical situations with confidence. Whether you're a seasoned equine professional, a veterinary student, or an enthusiastic horse owner, this lecture offers valuable insights into identifying, and managing common equine emergencies. Throughout the session, participants will explore a variety of scenarios ranging from colic and fractures to wounds and choke. Gain a deep understanding of the signs and symptoms associated with each emergency, learning how to quickly prepare and treat these cases.</p> <hr/> <p>Session: Equine Emergencies 2: Let's Explore Further! During this session we will get into the details of information gained from each diagnostic test during an emergency and why we use the equipment or supplies that we do. The audience will help guide the discussion and learning as we talk through a few case studies. Think of this as the "choose your own adventure" portion of the session. Do you really want to talk about colic's or lacerations? Let's do it! Choke interests you? Great! Are you that oddball that loves neurologic catastrophes? Me too! Feedback on how each individual or their practice would oversee a particular situation is encouraged. After all, we are here to learn from each other!</p>
9:50a – 10:05a	<i>Morning Break</i>	
10:05a – 11:55a	<p style="color: #0070C0;">Shana Filipek, CVT, VTS (EVN)</p> 	<p>Session: Collaborating With A Neurologic Horse: Be Prepared, Be Safe! Navigating the care and handling of a neurologic horse can be a challenging task, requiring specialized knowledge and a keen understanding of safety protocols. In this informative lecture, equine professionals and enthusiasts alike will gain valuable insights into working with neurologic horses, ensuring both the safety of the handler and the well-being of the horse. Throughout the session, participants will explore the various causes and manifestations of neurologic conditions in horses, ranging from infectious diseases to spinal cord injuries. Understanding the underlying pathophysiology is crucial for effective management and risk assessment when interacting with these animals.</p> <hr/> <p>Session: Equine Bandaging, Casting, and Wound Management In the realm of large animal medicine and surgery, effective bandaging and casting techniques are essential skills for veterinary professionals and caregivers alike. In this comprehensive lecture, participants will gain a thorough understanding of the principles, materials, and techniques involved in bandaging and casting large animals, equipping them with the knowledge and confidence to provide optimal care for injuries and orthopedic conditions.</p>

11:55a – 1:05p	<p style="color: #0070C0;">Lunch Meeting (included with registration)</p> <p>Annual WyVTA Membership Meeting & Board Elections for 2024</p> <p>ALL MEMBERS SHOULD ATTEND in the conference room if you are LIVE in Casper or via online ZOOM (check your email for the link).</p>
-----------------------	--

Time	Board/Speaker	Location: Theater Room
1:05p – 1:55p	Steven Graff, DVM 	Session: Fact or Fiction? Canine Osteoarthritis Myths Debunked Learn what myths about Canine OA need to be reevaluated: Is OA strictly an old dog disease? Are joint supplements the best first line management tool? How long should we treat our OA patients with NSAIDs? The answers to these questions may surprise you! Bonus Education on use of long-acting local anesthetics in surgical procedures.
2:00p – 2:50p		Session: Changing the Game on Treating Parvovirus Canine Parvovirus has been with us for over 40 years and has historically been managed with supportive care for the patient with mixed results. Today we have a new monoclonal treatment available that can help change outcomes.
2:55p - 3:10p	Afternoon Break	
3:10p – 4:00p	Steven Graff, DVM 	Session: Parasites Lost: An ODE to NematODEs and CestODEs Are we recommending just Heartworm preventatives to our pet owners? Or should we be recommending full spectrum internal parasite control? Zoonosis is real!! Learn why rounds, hooks and tapes are not just a problem for our four-legged friends.
4:05p – 4:55p		Session: Comparative speed of kill of the Lone Star tick: Credelio vs. Simparica Tri vs. NexGard If you thought all oral flea and tick medications were the same, think again. There are differences that will definitely surprise you! Comparison of three of the leading oral tick preventatives will help you rethink recommendations you make to clients.
5:00p	President NEW BOARD PLEASE STAY	Closing of Day: Certificate Reminders; Sunday Sessions NEW 2024 Board Pics*
Sunday, September 15, 2024		
7:30a – 7:55a	Board/Speaker	Registration/Check In
8:10am – 9:00am	 Mary L. Berg, BS, RLATG, RVT, VTS (Dentistry)	Session: Converting Dog Owners into Dental Care Believers As veterinary health professionals, it is our job not only to promote dentistry but to educate our clients about the importance of good oral health. How can we do this? Talk with them about the importance of good oral care by expressing the fact that the mouth is a mirror to the body. Start this education process with your clients at the first puppy or kitten visit and continue at every visit throughout the pets' lifetime. Explain that the mouth is a mirror to the body. Methods to promote the importance of oral health will be discussed.
9:05am – 9:55am		Session: Steps to a COHAT Performing a Complete Oral Health Assessment and Treatment (COHAT) entails much more than removing plaque and calculus from the teeth. A thorough dental prophylaxis consists of educating the client, an oral examination, charting disease process, pathology and anomalies, radiographs, both supra and sub-gingival plaque and calculus removal, hand scaling, polishing, irrigation, and home care instructions.
9:55a-10:10a	Mid-Morning Break	
10:10am – 11:00am	Mary L. Berg, BS, RLATG, RVT, VTS (Dentistry)	Session: Dental Radiology Made Easy -Tips and Tricks. Dental radiographs are an essential part of the oral exam. The crown is just the tip of the iceberg. Approximately 42% of dental pathology is found subgingivally. Radiographs will help diagnose pathology that is not visible from the surface, confirm suspect pathology as well as help demonstrate the pathology to the client. Dental radiographs can improve the standard of care in your practice and increase your clinic's revenue.
11:00am – 11:50am		Session: Block That Pain! Pain Management and Anesthesia for the Dental Patient Pain management is more than the latest popular terminology. It is an important part of veterinary dentistry. Many of the procedures performed on animals are painful and it is our duty as technicians to ensure that our patients are as comfortable as possible. The delivery of local nerve blocks prior to performing many dental procedures or oral surgery is a great way to create preemptive analgesia. This can often be incorporated into a multimodal plan for pain control.

<p>Closing of Event:</p> <p>President</p>	<p>ONSITE Attendees: Bring your completed evaluation to the registration desk and pick up your RACE approved CE Certificate.</p> <p>VIRTUAL Attendees: Check your email for the survey link within the next 24 hours. Survey must be completed and submitted by 12 Noon on Tuesday, September 17, 2024. Virtual attendees with completed surveys will receive CE Certificates as an attachment via EMAIL by September 20, 2023.</p>
---	---

Guest Speaker Bios:

Shana Filipek, CVT, VTS-EVN

Large Animal Surgery & Lameness Technician University of MN

Shana Filipek, CVT, VTS (EVN) graduated from Globe University and became a licensed veterinary technician in 2011. She started working at the University of Minnesota Large Animal Veterinary Medical Center that year and worked primarily after-hours doing patient treatments and triaging emergencies. In 2014, after 3yrs as an after-hours technician, she moved to a day shift working on the surgery and lameness team. Since then, Shana has been the lead technician on this 3-technician team. Her job responsibilities range from medication administration, catheter placement and fluid therapy, and jogging lameness cases to obtaining advanced imaging such as radiographs, CT, and MRI. Shana is primarily responsible for preparing surgery patients and assisting in surgeries.



In 2015, Shana obtained a Veterinary Technician Specialty in Equine Veterinary Nursing. Her advanced knowledge and skills are utilized every day and have benefited every aspect of her career in equine medicine. She now serves on the board of the Academy of Equine Veterinary Nursing Technicians and mentors new specialty applicants.

Her greatest interests outside of large animal surgery are emergency medicine and hippotherapy. Shana has also co-edited a few textbooks for Elsevier: *Mosby's Comprehensive Review for Veterinary Technicians*, 5th and 6th edition and *Large Animal Medicine for Veterinary Technicians*, 2nd edition. In addition she created and currently instructs two interactive courses, and created a non-interactive course, RACE approved, available on VetMedTeam.

She lives an hour south of the twin cities with her husband and 12yr old daughter. They have two dogs, a Vizsla cross named Daisy and a field springer named Mazie.

Dr. Steve Graff, DVM

Regional Consulting Veterinarian, Big Sky District; Elanco™ Animal Health



Dr. Steve Graff is a Colorado native and graduated from CSU in 1994 with the intent of being the world's greatest dairy veterinarian. He met his wife while in veterinary school and they were married in 1992 between their 2nd and 3rd year of training. After practicing mixed animal and dairy medicine in Arizona and Washington state for 4 years, they moved back to Colorado to be closer to family and start a mixed animal practice in Monument, Colorado where they continue to reside. With 18 years of experience treating patients in the field, he decided to change his focus in veterinary medicine. Dr. Graff moved to Industry where he travels throughout the Western US educating veterinarians on the various disease states and current treatment modalities offered by Elanco™.

Mary L. Berg, BS, RLATG, RVT, VTS (Dentistry); Fear Free® Certified sponsored in part by

Boehringer Ingelheim Animal Health and the Wyoming Veterinary Technician Association



Mary is a Charter member of the Academy of Veterinary Dental Technicians and received her Veterinary Technician Specialty in Dentistry in June 2006 and recertified in 2020. Mary worked in research for over 31 years, specializing in products aimed at improving the oral health of companion animals, and continues to work with companies to evaluate the efficacy of their products. In addition to her research background, she was the practice manager and dental technician specialist at a general practice for seven years. She is an adjunct at two distance veterinary technology programs and is currently the president of Beyond the Crown Veterinary Education; she has over 17 years of experience teaching dentistry to veterinary teams, using practical and easy to master methods. Mary is actively involved in NAVTA, AVDT, AVMA, AAVSB, F4VD, and KVTA. Mary was named the 2024 VMX Technician Speaker of the Year, the NAVTA Veterinary Technician of the Year in 2020, and received the AVDT's Excellence in Dentistry Education in 2019. In addition, Mary is a speaker and wet lab instructor at numerous state and national conferences and has had multiple articles placed in professional publications and journals, written several textbook chapters and her Companion Animal Dentistry for Veterinary Technicians textbook was published in 2020. Mary lives on a small farm near Lawrence, Kansas with her husband, Doug, and has two sons and five grandchildren.



Beyond the Crown Veterinary Education, LLC

Wyoming Veterinary Technician Association

2024 Continuing Education Registration for September 14th & 15th, 2024

Attendance Options: **ONSITE** at the Ramkota Hotel in Casper, WY, **OR VIRTUALLY** via ZOOM.us

Additional Registration Forms (DWNLD): <https://www.wyvta.org/continuing-education.pml>

PLEASE PRINT LEGIBLY or TYPE (all fields are required)

(CHECK ONE): ATTENDING ONSITE in Casper, WY ATTENDING VIRTUALLY via ZOOM

First Name: _____ Last Name: _____ CVT; DVM; VA.
 Other; VT Student

Mailing Street Address: _____

City, State, Zip: _____

Best Contact Phone Number: _____ Best Email: _____

CVTs/Staff: WyVTA member? (circle one) Yes No Member/CVT #: _____ (req'd if yes)

Veterinarians: WyVMA member? (circle one) Yes No WyVMA member # _____ (req'd)

Select ONE registration option below COMPLETE ALL APPLICABLE INFORMATION*

Early: AVMA Accredited VT Program Students \$FREE (Postmarked or emailed on or before August 30th.)

Please include ONE of these items with your registration: a copy of your current tuition fee stub, current enrollment documentation, or your current student ID. Bring a copy if registering onsite.

School name: _____

Director name: _____ Phone: _____

Early: WyVTA OR WyVMA Member Registration (Postmarked/emailed & paid on or before August 30th)

- Select one: \$85 - Saturday only \$60 - Sunday only \$135 - Saturday & Sunday

Early: Non-Member Registration (Postmarked/emailed & paid on or before August 30th)

- Select one: \$110 - Saturday only \$75 - Sunday only \$165 - Saturday & Sunday

Late Registration \$175, regardless of membership, **other than VT student**, if completed after August 30th

DO NOT MAIL – Email ONLY, ONLINE payment preferred.

OPTION 1: MAIL Completed Registration, Payment by Check/MO postmarked by August 30th in one envelope to

Tom Page's address: ***Make checks payable to:** Wyoming Veterinary Technician Association-Fall 2024 CE



***Mail to:** Tom Page, AAS, CVT; 3515 Meadowlark Dr., Casper, WY 82604

Email to: VicePres@wyvta.org >> **Subject Line:** 2024 Fall CE Registration

OPTION 2: ONLINE Payments **Square secure pay includes a \$2.50-\$3.50 processing fee with your registration fee)

FIRST: ON YOUR REGISTRATION FORM, WRITE the 'Name on Card' & last 4 digits of the card used for your payment.

SECOND: Select the online charge/debit payment link below pay immediately:

VT Program Students ONLY-\$FREE:

> ONSITE (in Casper) <https://square.link/u/RYPSPzK>

> Virtual (Online) <http://tiny.cc/tjw1zz>

Early WyVTA/WyVMA Member: by Aug 30

> ONSITE - <http://tiny.cc/nlw1zz> ; >> VIRTUAL/online - <https://square.link/u/MCGBMNFm>

Early Non-Member: by Aug 30th

> ONSITE - <http://tiny.cc/rtw1zz> ; >> VIRTUAL/ONLINE - <http://tiny.cc/6mw1zz>

Late Registration \$175 after August 30th, regardless of membership. <http://tiny.cc/13w1zz>

QUESTIONS: Contact

Tom Page: 307-262-3655 (cell/text) please leave a message with your name and phone number.

**** If Tom has not responded within 48 hours, please call again. ****

OFFICE USE ONLY

Date Received _____ Check number _____ Amount _____ Student / Early Member / Early Non / Late

Dates attending _____ Follow up _____ / _____ / _____